





VANTAGE TRIMMERS

- Machine ground blade ensures a sharp cutting edge
- Automatic clamp holds work securely and prevents shifting
- Tension spring automatically lifts blade when cutting
- Sturdy metal base provides solid foundation
- Cuts up to 15 sheets of paper at a time
- Screened guides for easy alignment
- Adjustable alignment guide for repetitive cutting



Item	Cut Length	Capacity	Dimensions
12E	12"	15 Sheets	14 3/4" x 10 3/4"
15E	15"	15 Sheets	17 3/4" x 12 1/2"
18E	18"	15 Sheets	21" x 15 3/4"



PROFESSIONAL SERIES

- Self-sharpening blade maintains a perfectly honed edge
- Protective guard keeps fingers safe and holds work in place
- Machine ground blade ensures a sharp cutting edge
- Blade will safely hold any angle and won't fall unexpectedly
- Sturdy metal base provides a solid foundation
- Screened Inch, metric, and angled guides for easy alignment
- German engineered for precision and accuracy


Item	Cut Length	Capacity	Dimensions
533	12"	15 Sheets	17 3/4" x 11 1/4"
534	18"	15 Sheets	22 3/4" x 11 1/4"
560	13"	25 Sheets	17 3/4" x 11 1/4"



PREMIUM SERIES

- Self-sharpening blade maintains a perfectly honed edge
- Rotating protective guard keeps fingers safe
- Machine ground blade ensures a sharp cutting edge
- Blade will safely hold any angle and won't fall unexpectedly
- Sturdy metal base provides a solid foundation
- Screened Inch, metric, and angled guides for easy alignment
- German engineered for precision and accuracy

Item	Cut Length	Capacity	Dimensions
561	14 1/2"	35 Sheets	17 1/4" x 10 1/2"
565	15 1/2"	35 Sheets	18 3/4" x 14"
567	21 1/2"	35 Sheets	23 1/2" x 14 1/4"
569	27 1/2"	35 Sheets	29 1/2" x 21 1/2"



564 PREMIUM W/LASER

- Self-sharpening blade maintains a perfectly honed edge
- Includes laser guide for extreme accuracy
- Rotating protective guard keeps fingers safe
- Machine ground blade ensures a sharp cutting edge
- Blade will safely hold any angle and won't fall unexpectedly
- Screened Inch, metric, and angled guides for easy alignment
- Sturdy metal base provides a solid foundation
- German engineered for precision and accuracy
- Adjustable alignment guide for repetitive cutting

Item	Cut Length	Capacity	Dimensions
564	14 1/2"	40 Sheets	17 1/4" x 10 1/2"