

COVERBIND

CBPF450

PAPER FOLDERS

Item#: 04CBPF450


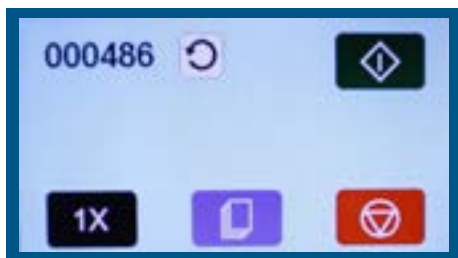
The **CBPF450 Paper Folder** is a fast, dependable and easy-to-use solution for virtually all folding applications. The color touchscreen control panel uses internationally-recognized symbols in place of text, making it easy for anyone to use. Six popular folds are clearly marked on the fold plates: simply slide the fold stop to the desired fold. Additional adjustments can be made with the fine tuning knobs at the end of each fold plate for precision folding.

No need to stand and watch over this folder: operators can load up to 500 sheets in the hopper, set the fold plates, press start and walk away to attend to other important tasks. The CBPF450 will fold the 500 sheets in no time and hold the finished pieces on its patented telescoping conveyor system. For easy batch processing, users can choose the Formax AutoBatch program. Simply input a specific number of sets, number of sheets per set, and the delay between sets, then press start. It's that easy.

The optional multi-sheet feeder allows up to 4 sheets stapled or unstapled to be folded at one time through a dedicated feed system with its own side guides and skew adjustment system.

The CBPF450 is capable of processing paper up to 18" (457mm) in length and up to 12.25" (311mm) in width giving it the flexibility to handle a variety of paper sizes. The fold plates are easily adjusted for custom jobs, and operators can fold in virtually any configuration that requires only two folds. A cross folding guide is included, which adds to the CBPF450's flexibility allowing for additional folds in a second pass.

The innovative touchscreen, simple set-up and operation make the CBPF450 an ideal solution for any church, school or small business that is cost conscious but requires the versatility and dependability of a more expensive folder.



Pre-Programmed Standard Folds



Letter



Zig
Zag



Half



Gate



Fold
Out



Double
Parallel



Operating Features

Color Touchscreen Control Panel: Graphics-based and designed for easy, walk-up use

Fast Processing: Large jobs are processed quickly at speeds of up to 15,500 pieces per hour

Drop-In Feed System: Three roller drop-in feed system produces dependable feeding of forms with no fanning required

Adjustable Stacker Wheels: Stacker wheels can be manually adjusted to neatly and sequentially stack different paper sizes and fold types

Telescoping Conveyor System: Conveyor can be set between 14" (356mm) and 36" (915mm) in length and holds up to 500 folded pieces

6-Digit Resettable & 8-Digit Life Counters: Provide maximum audit control

AutoBatch Setting: Programmable to process pre-set number of sheets and stops



Folding Features


Pre-Marked for Six Standard Folds in Common Paper Sizes: Fold plates are clearly marked for 6 popular fold types in letter, legal and ledger paper sizes

Custom Folds: Fold plates can be easily adjusted for custom fold setup

Optional Dedicated Multi-Sheet Feeder: Allows for up to 4 stapled or unstapled sheets to be folded at the same time

Fine-Tune Adjustment: Precisely sets fold stops for crisp, accurate folds

Cross-Folding: A guide is included for two pass operation



Technical Features

Easy-Off Feed Wheel Shaft: Feed wheels can be changed without removing side covers

Quick Release Fold Stops: Fold settings are quickly and easily adjusted with the quick release system

Removable Roller Cover: Easily removed for improved access to fold rollers and exit area

Self Centering Side Guides: Guides move in and out together to help ensure documents are fed squarely

Paper Out & Cover Open Sensors: If the paper is out or the cover is open the folder will not run

Fault Detection: Folder automatically stops when a fault is detected, an LED lights up on the control panel to indicate the possible fault location

Specifications	
Hopper Capacity	Up to 500 sheets 20# (75 gsm)
Speed	Up to 15,500 sheets per hour – based on 11" (279mm) Z-Fold*, 6 Settings
Paper Size	Min: 3.5" W x 5" L (88.9 W x 127 L mm) Max: 12.25" W x 18" L (311 W x 457 L mm)
Fold Types	C,V,Z, Gate, Fold Out and Double Parallel
Dimensions	Closed: 33" L x 20" W x 19" H (84 L x 51 W x 48 H cm) Fully Extended: 60" L x 20" W x 19" H (152 L x 51 W x 48 H cm)
Weight	73 lbs (33kg)
Power	110-240VAC 50/60 Hz
Safety Certifications	UL, CUL, and CE approved