


408A

The 408A features an automatic 3-roller friction paper feed system with 18 pre-programmed folds and 12 custom folds. Its intuitive LED touch screen, automatic paper sensing, and smooth paper ejection ensure efficient and precise folding.

A TOUCH SCREEN
The LED touch screen sets up 18 standard folds automatically at the touch of a button. Up to 12 custom folds can be stored in memory.


B EXTENDED EXIT TRAY
An extra long exit tray ensures neat stacking of finished jobs.

C DOUBLE FEED DETECTION
The double feed detection sensor prevents mis-folded papers being contaminated to outputs.



408A

- Color LED touch screen control panel includes 4 digit addition/subtraction digital counter
- Test button folds 2 sheets for inspection
- Automatically senses and displays paper size
- Extended exit tray for neat stacking of folded sheets
- Automatic conveyor ensures smooth ejection of folded paper
- Single sheet feeding automatically maintained for different weights of paper
- Auxiliary paper guide for cross folding
- Load and unload paper from the same side
- Display alert and audible signal in case of incorrect operation
- Skew and micro-adjustment dials




Perf/Scoring/Kiss Cut

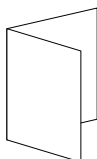


These heads hold rotary tools and can be mounted on a perforation/scoring unit.

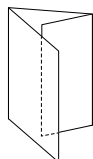
Tools



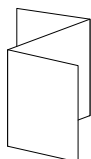
Rotary tools include versatile cutting blades.



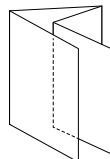
Single



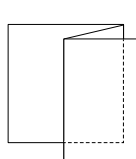
Letter



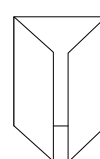
Zigzag



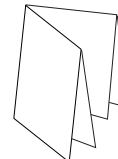
Double parallel



Fold-out



Gate



Cross*

*Requires 2-passes

Specifications:

Speed (sheets per hour)	Up to 14,000*	Electrical requirements	115 V, 60 Hz
Paper size	3.5" x 5" to 11" x 17"	Dimensions (D x W X H)	21.5" x 39.75" x 19.75"
Paper weight	12 to 80 lbs / 115 gsm*	Shipping weight	76 lbs
Sheet capacity	500*		

* May vary due to variations in paper and power supply

** Speed based on half-fold application and 20 lb bond paper stock

BindRite
www.bindrite.com