



TRIUMPH® 4350

Fully automatic tabletop cutter with electric blade drive, automatic clamp, and EASY CUT blade activation.



A TRANSPARENT SAFETY GUARD
A cut can only be executed if the hinged, electronically controlled safety guard is in the closed position.

B BACK GAUGE HAND CRANK
The calibrated hand crank is used to set the spindle-guided back gauge.

C EASY CUT BLADE ACTIVATION BARS
Patented EASY CUT blade activation bars ensure true, two-hand operation.

D SAFE BLADE CHANGES
Blade changes can be made without removing the machine covers. The handy blade changing device covers the cutting edge of blade.




Shown with optional stand and cabinet

TRIUMPH®

4350

- Electric blade and clamp drive
- Spindle-guided back gauge with calibrated crank
- Front table digital display for precise back gauge positioning
- Bright, LED optical cutting line
- Comprehensive SCS safety package:
 - Transparent, electronically controlled front safety guard
 - Safety cover on rear table
- Main switch and safety lock with key
- 24 volt controls (low voltage)



Cutting Stick Change

Cutting sticks can be turned or changed easily from the outside of the machine. No tools are required.

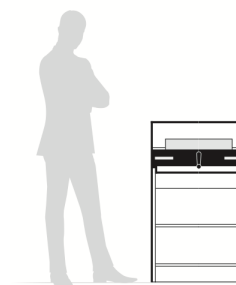


Digital Display

The LED measurement display ensures precise positioning of the back gauge and can be set to cm or inches.

Specifications:

Cutting width	16 7/8"
Cutting height	1 1/2"
Narrow cut	1 3/8"
Dimensions (D x W X H)	34 1/4" x 25" x 14"
Height with stand (H)	42 3/4"
Height with cabinet (H)	42 1/2"



Shown with optional cabinet

BindRite
www.bindrite.com