




6210 Series

FOR FOLDING & INSERTING



High-Capacity Vertical Stacker

7" Color Touchscreen



FD 6210-Advanced 2

- Four configurations available
- Full-color touchscreen control panel
- High-capacity vertical output stacker
- Up to 50 programmable jobs
- Top-loading envelope hopper


FORMAX[®]

BindRite
www.bindrite.com

Four configurations are available: **FD 6210-Basic 1** (one automatic sheet feeder), **FD 6210-Basic 2** (two automatic sheet feeders), **FD 6210-Advanced 2** (two sheet feeders and one insert/BRE feeder), and **FD 6210-Special 2** (two sheets feeders and a special insert/BRE feeder). Standard features include a **7” full-color touchscreen**, **high-capacity vertical output stacker**, **automatic paper/envelope presence sensors**, a **top-loading envelope hopper**, **ECO Mode**, and **AutoSet™** one-touch setup. Recurring jobs run in AutoSet™ can also be stored as one of **50 programmable jobs**. Options include a **Productivity Package**, a **CIS full-width scanner**, **short feed trays**, **production feeder**, **side exit trays**, and **code reading licenses**.




Graphics-Based Color Touchscreen
Quick and easy job setup, with paper and envelope presence sensors



High-Capacity Vertical Stacker
Output stacker holds up to 500 filled envelopes



Optional Production Feeder
Holds up to 325 BREs or 1,200 inserts up to 6” long



Top-Loading Envelope Hopper
Easy to load without stopping the inserting process



Optional Full-Page CIS Scanner
Reads OMR, 1D, and 2D BCR codes printed horizontally or vertically

STANDARD FEATURES

Four configurations available
7” color touchscreen
Up to 50 programmable jobs
High-capacity vertical output stacker
AutoSet™ one-touch setup
Envelope & paper presence sensors
Multi-sheet feeding
Easy access to paper path
Accumulate before folding
Double document detection
Multiple insert capability
C, V, Z, Double parallel, no fold
Fold only without inserting
Daily mail mode
Seal and non-seal capabilities
Cascade mode
ECO mode

OPTIONS

Short feed trays
Production feeder
Full-page CIS scanner
Single or multi-code reading licenses
Productivity Package
Front or rear side exit tray
Catch tray
Custom cabinets
402 Series Jogger

SPECIFICATIONS

Speed	Up to 2,000 / 2,500 pieces per hour*
Duty Cycle	Up to 15,000 / 20,000 pieces per hour*
Feeder Capacity	Up to 325 sheets each, 20# bond
Envelope Hopper	Up to 150 envelopes, top loading
Vertical Output Stacker	Up to 500 filled envelopes
Sheet Size	3.5”- 14” H x 5” - 9” W (89 x 356 x 229mm)
Programmable Jobs	Up to 50
Envelope Size	6” x 9.5”, 3.5” - 6.35” H x 6.3” - 9.7” W (152 x 241, 89 - 162, 160 - 246mm)
Dimensions	49” L x 36” H x 16.5” W (124 x 91 x 42cm)
Power	120 V AC, 60 HZ

** Speed and Duty Cycle with optional Productivity Package.
Paper & envelope specifications may vary. All media must be tested.*