




FD 432 Envelope Sealer

ONE-PASS MAIL PROCESSING



- Seals up to 18,000 envelopes per hour
- Processes envelopes up to 15mm thick
- Variable speed control knob
- Flap closing bar for nested open envelopes
- Large outfeed tray


FORMAX[®]

BindRite[™]

The **FD 432 Envelope Sealer** closes and seals envelopes in a single pass. Users can process envelopes **up to 13” wide x 15” long, up to 15 mm thick**, at speeds of **up to 18,000 per hour**. Standard features include a **variable speed control**, **adjustable envelope separator** to ensure accurate feeding, a **large outfeed tray**, **heavy-duty metal construction** and a **precision moistening roller**. The **flap closing bar** allows users to **load envelopes in a standard stack or nested with flaps open** for even greater efficiency. Forget the days of hand-sealing envelopes, and let the FD 432 seal your mail in the blink of an eye.




Variable Speed Control Knob
Envelopes can be processed at speeds of up to 18,000 per hour



Adjustable Envelope Separator
Ensures envelopes are fed one at a time for accurate sealing



Precision Moistening Roller
Rubber roller is designed to efficiently transfer water to the flap



Flap Closing Bar
Allows for loading envelopes nested with flaps open



Adjustable Outfeed Tray
Outfeed tray accommodates a wide variety of envelope sizes

STANDARD FEATURES

- Simply load, choose speed, and go
- Processes up to 18,000 pieces an hour
- Handles envelopes up to 15mm thick
- Variable speed control
- Seals envelopes up to 13” W, 15” long
- Precision moistening roller
- Flap closing bar for nested open envelopes
- Adjustable separator ensures single feeding
- Large outfeed tray
- Heavy-duty steel construction

OPTIONS

- FD 430-10 Extended Sealing Kit for flaps up to 4” long
- FD 430-20 Square Flap Moistening Basin and Roller

SPECIFICATIONS

Speed	Up to 18,000 envelopes per hour
Infeed Capacity	Up to 4.5” stack height* (114mm)
Outfeed Capacity	Up to 4.5” stack height* (114mm)
Media Size	Up to 13” W (330mm) Up to 15” L (381mm)
Envelope Flap Length	Standard: up to 2.75” (70mm) Extended: up to 4” (102mm) (w/optional extended sealing kit)
Envelope Thickness	Up to 15mm
Dimensions (including outfeed tray)	43.7” L x 14.3” H x 17.7” D (111 x 36 x 45cm)
Weight	71 lbs (32kg)
Power	110V, 60Hz
Safety Certification	CE

**Variable, depending on thickness of envelope & contents*