



ENVELOPE PRINTER

All-in-One envelope printing solution

The EnveJet envelope printer is the ideal, streamlined solution for printing on a variety of envelopes up to 12.5" wide. Print at high speeds with the HP FI-1000 printhead. The EnveJet is the ideal choice for simple, streamlined envelope printing.

FULL COLOR.
FULL-BLEED.
ON-DEMAND.



"QUICK CHANGE" BNB DESIGN

Easy-to-open side panels allow easy access for less than 5 minute BNB changes, meaning less down time.



MULTI-MODE OPERATION

Repositionable printer design allows for both bleed and non-bleed printing applications.



HIGH-SPEED PRINTING

Print on envelopes up to 10,000 per hour for both fixed and variable data jobs

HP FI-1000 PRINTHEAD
HIGH-SPEED INKJET PRINTING

DURABLE, QUALITY INK
FADE & WATER-RESISTANT

VARIABLE DATA PRINTING
WITH INCLUDED SOFTWARE

ALL-INCLUSIVE SYSTEM OVERVIEW



Envelope Feeder

- Up to 14"L x 12.5"W
- Up to 500 envelopes at a time
- #6 - #10 envelopes & more
- Consistent printing with side rail guide registration

Conveyor

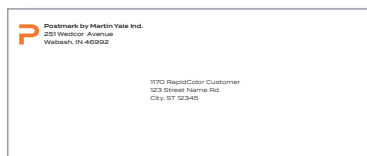
- 11.7" Bleed Channel
- Moveable Printer
- Variable Speed

Workstation

- Computer with variable data software
- Laptop for compact design
- Workbench with Storage Shelf


*The EnveJet by Postmark has earned the UL Certified Mark. Shown in the photo is optional automatic feeder.

COST ESTIMATES




#10 - Minimal Coverage

\$.0020 / \$2.01 per 1,000



#10 - Medium Coverage

\$.0278 / \$27.80 per 1,000




#10 - Full Coverage

\$.0653 / \$65.29 per 1,000



9x12 Envelope

\$.0344 / \$34.45 per 1,000



A7 Envelope

\$.0016 / \$1.57 per 1,000

SPECIFICATIONS

Model	PM-ENVEJET
Max Speed	10,000 #10 envelopes /hr
Height Adjust	1/8"
Media Size	Up to 14"L x 12.5"W
Hopper	Up to 500 envelopes
Variable Speed	Yes
Dimensions	72"L x 30"W x 51.75"H

*Costs are based on the MSRP at the time of printing, at production resolution (1200 x 600 dpi)