

HLA-2501

AUTOMATIC LAMINATOR

DRY-LAM®
Preserve and protect what matters.


FUJiPLA

High-Speed, Simple to Use, Fujipla Laminator!


The HLA-2501 continues in the legacy of features that make Dry-Lam laminators loved by so many! Fast warm up times, automatic feeding & laminating, easy loading & operation and durable, crystal-clear lamination - It's all there! Compared to the commercial-grade, HLA-2301, the HLA-2501 features many of the same functions at a conveniently lower price point.




Width: 13"



Simple-slide paper
size adjustment



Convenient desktop
design



EverStick film applies
settings for you



Easy-to-use color
screen & controls

Recommended Film*

- DL-HLA38GLOSS 1.5 mil Gloss
- DL-HLA75GLOSS 3.0 mil Gloss
- DL-HLA75MATT 3.0 mil Matte
- DL-HLA125GLOSS 5.0 mil Gloss

*Additional options available.
Contact sales for more info.



FEATURES

- ▶ **Simple operation** takes out the guess work, it just works
- ▶ **Quick warm-up** time of about 6.5 minutes
- ▶ Automatic **single or double-sided** lamination
- ▶ **2 Automatic trim** options
 - Flush-cut: precise, micro-adjustable with ± 5 mm margin adjust
 - Border-cut: custom-sealed options with 4-sided trim uniformity
- ▶ Hands-free, **automatic feed** tray
- ▶ Includes **stand** for free standing setup and **mini waste basket** for desktop setup
- ▶ Simple operation with **specially encoded film** for auto settings
- ▶ **Improved exit tray** for easy collection of finished pieces

NEW “EVERSTICK” FILM ROLLS

- ▶ **New and improved** film designed for optimal operation with HLA laminators
- ▶ **Strong adhesion** with no peeling or bubbling, even on flush-cut sheets
- ▶ Proprietary **chip-reading** design
- ▶ **Automatically sets** to the correct temperature for the film in use

Model	HLA-2501
Laminating Width	12.6"
Speed	68" per minute
Film Thickness	1.5 - 5 mil film
Paper Thickness	17lb - 80lb cover
Laminating Thickness	16 mil
Heat Type	Heated Rollers
Temperature Range	170 - 270°F
Warm-up Time	~6.5 minutes
Paper Sizes	8.5"x5.5", 8.5"x11", 11"x17", 12"x18", 13"x19"
Paper Feed Capacity	200 Sheets
Trimming Methods	Flush cut or Border cut; Double cut mode
Operation Panel	Color LCD Display
Power Supply	100-240 VAC, 50-60Hz
Dimensions (LxWxH)	49" x 23" x 40.5"
Weight	Laminator: 93 lbs